









Enjoy ISO FOTON's competitive advantages

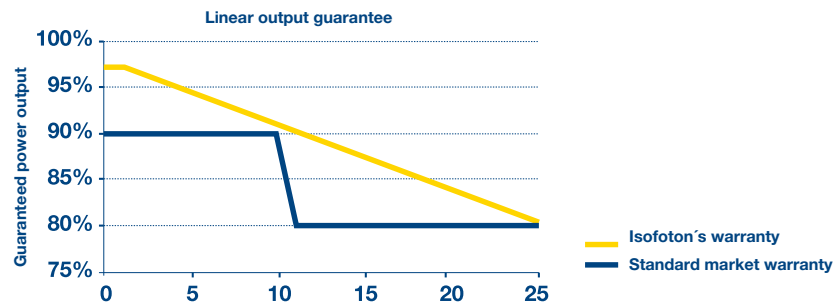
-  More than 30 years manufacturing cells and solar modules
-  International experience in project development: More than 300 EPC projects around the world
-  After sales service
-  Cutting edge technology and certified quality
-  Commitment to sustainable development

Enjoy ISF modules' competitive advantages

-  Microstructured glass with greater capacity to absorb diffuse light, improving energy yield
-  Junction box with exclusive design that minimizes electricity loss
-  The lightest module in its category, thus easy to handle

ISO FOTON's warranty

A 25 year linear power warranty, 7.5 % better than the standard market warranty and 10 year product warranty



Module certifications



* Only ISF-240/245

Company certifications



Since 2007
ISO FOTON founding member



Microstructured Glass

Monocrystalline silicon

60 cells of 156 mm

Available in white, black and transparent backsheet

Made in Europe

ELECTRICAL CHARACTERISTICS

Performance at STC: Irradiance, 1.000 W/m² ; cell temperature, 25° C (77° F); AM, 1,5

	ISF-240	ISF-245	ISF-250
Rated Power (Pmax)	240 W	245 W	250 W
Open Circuit Voltage (Voc)	37,0 V	37,3 V	37,6 V
Short-circuit Current (Isc)	8,60 A	8,70 A	8,81 A
Maximum power point Voltage (Vmax)	29,9 V	30,2 V	30,4 V
Maximum power point Current (Imax)	8,03 A	8,12 A	8,22 A
Efficiency	14,5 %	14,8 %	15,1 %
Power tolerance (% Pmax)	+/- 3%	+/- 3%	+/- 3%

Performance at Irradiance 800 W/m², NOCT, ambient temperature 20° C (68° F), AM 1.5; wind speed 1 m/s

	ISF-240	ISF-245	ISF-250
Maximum Power (Pmax)	172 W	176 W	180 W
Open Circuit Voltage (Voc)	34,0 V	34,2 V	34,5 V
Short-circuit Current (Isc)	6,94 A	7,02 A	7,11 A
Maximum power point Voltage (Vmax)	26,6 V	26,8 V	27,1 V
Maximum power point Current (Imax)	6,48 A	6,56 A	6,64 A

Efficiency reduction from 1.000 W/m² to 200 W/m² 5% (+/-3%)

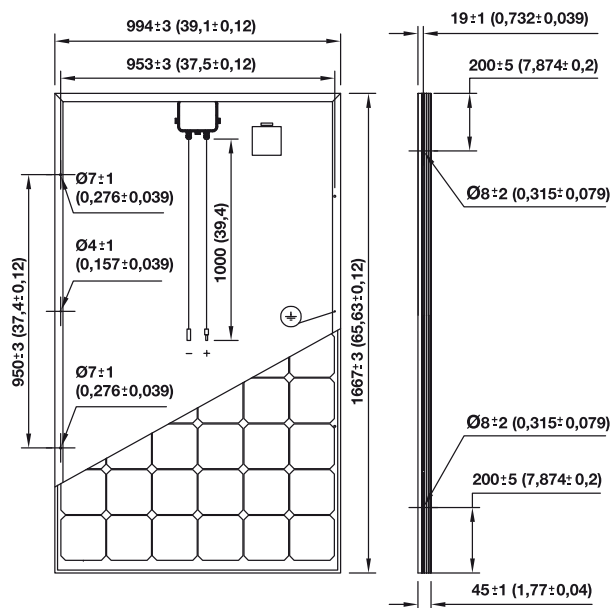
OPERATIONAL CHARACTERISTICS

Maximum System Voltage	1.000 V
Reverse Current limit (Series Fuse Rating)	20 A
Nominal Operating Cell Temperature (NOCT)	45 +/- 2° C (113 +/- 4° F)
Temperature Coefficient of Pmax	-0,464%/K
Temperature Coefficient of Voc	-0,323%/K
Temperature Coefficient of Isc	0,042%/K

MECHANICAL CHARACTERISTICS

Solar Cell	Monocrystalline Silicon - 156 mm x 156 mm (6 inches)
Number of cells	60 cells in 6x10 configuration
Dimensions	1667 x 994 x 45 mm (65.63" x 39.13" x 1.77")
Weight	19 Kg (41.8 lb)
Glass	High transmittance, microstructured, tempered, 3,2 mm (EN-12150)
Frame	Anodized aluminum and grounded
Maximum mechanical load	5400 Pa
Junction Box	IP 65 with 3 bypass diodes
Cables, plug	Solar cable : 1 m long, 4 mm ² section. MC4 or compatible plug

DIMENSIONS



PACKAGING

Modules per pallet
20

Packaging size (pallet+plastic corners)
1725 x 1055 x 1245 mm (67.91" x 41.54" x 49.02")
Recyclable materials

